



Port Gibson Middle School

Claiborne County School District



161 RAMSEY DRIVE
Port Gibson, MS 39150



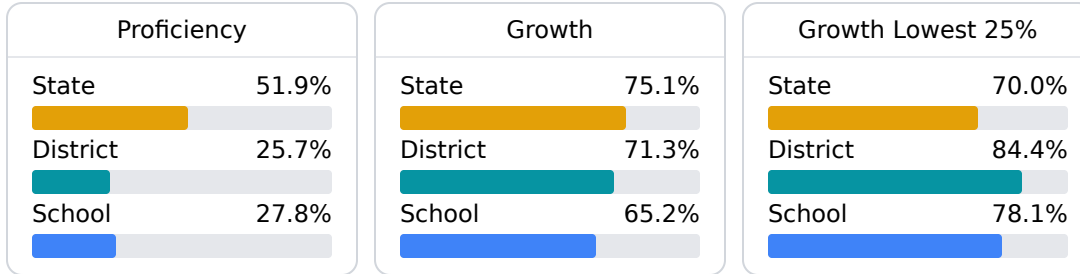
Marvin Harvey
mharvey@claiborne.k12.ms.us

School Accountability Grade Components

Mississippi's accountability system assigns "A" through "F" letter grades for schools and districts. Grades are based on student achievement, student growth, student participation in testing, and other academic measures.

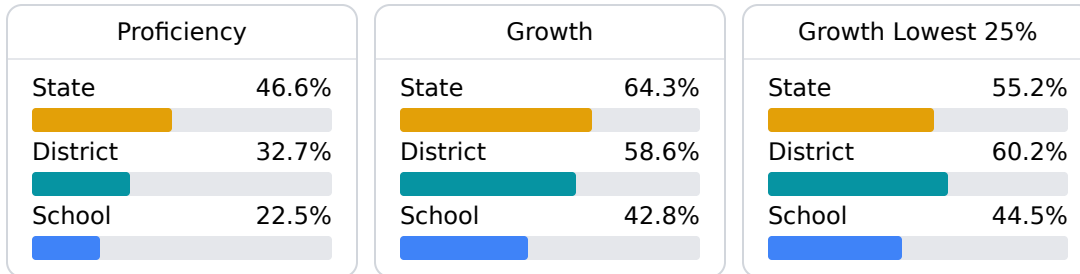
Math

Measurements of student performance on the statewide math assessment.



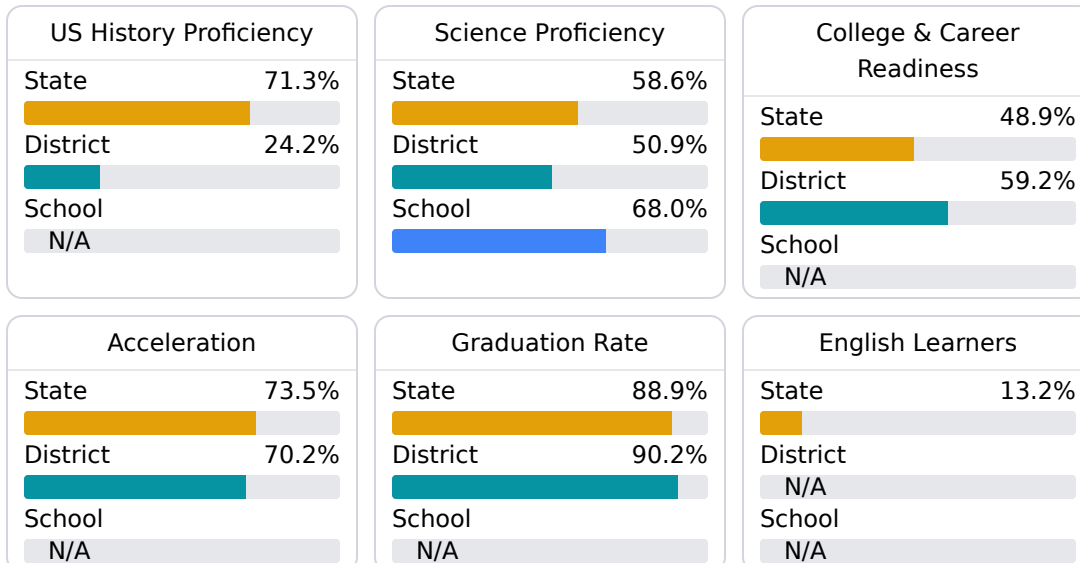
English

Measurements of student performance on the statewide English language arts (ELA) assessment.



Other Measures

Other measurements of student performance that factor into the accountability grade.



Teacher Data

19.6

Teachers



71.2%

Experienced Teachers

14.7%

Provisional Teachers

96.9%

In-Field Teachers

Detailed Assessment and Other Data

Student Performance

The following information shows each level of student performance on statewide assessments.

Math

Level 1	Level 2	Level 3	Level 4	Level 5
State 0-10%	State 11-20%	State 21-30%	State 31-40%	State 11-20%
District 0-10%	District 21-30%	District 31-40%	District 21-30%	District 0-10%
School 0-10%	School 31-40%	School 31-40%	School 21-30%	School 0-10%
Minimal	Basic	Passing	Proficient	Advanced

English

Level 1	Level 2	Level 3	Level 4	Level 5
State 8.3%	State 17.0%	State 29.7%	State 29.3%	State 15.7%
District 12.9%	District 23.7%	District 33.5%	District 22.2%	District 7.7%
School 11-20%	School 21-30%	School 41-50%	School 11-20%	School 0-10%
Minimal	Basic	Passing	Proficient	Advanced

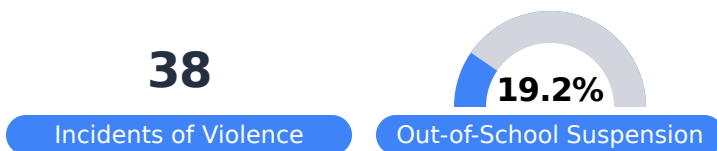
Science

Level 1	Level 2	Level 3	Level 4	Level 5
State 11.4%	State 11.9%	State 20.8%	State 33.6%	State 22.3%
District 22.3%	District 17.3%	District 22.3%	District 26.3%	District 11.8%
School 6.1%	School 10.1%	School 20.2%	School 39.4%	School 24.2%
Minimal	Basic	Passing	Proficient	Advanced

Student Assessment Participation



Discipline



Other Data



21.9%

Chronic Absenteeism