

## **B** Claiborne County School District Port Gibson, MS

 404 Market Street  
Port Gibson, MS 39150

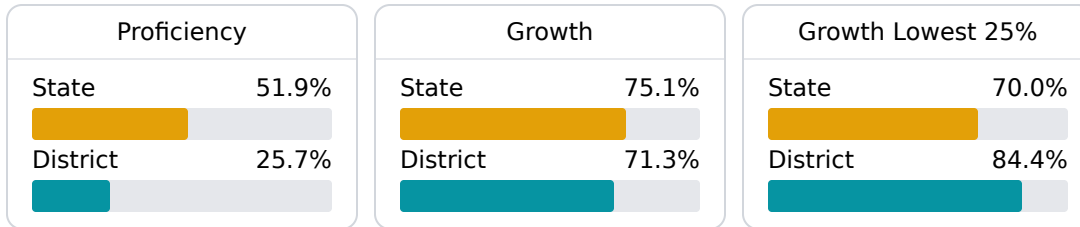
 Dr. Sandra Nash  
snash@claiborne.k12.ms.us

### School Accountability Grade Components

Mississippi's accountability system assigns "A" through "F" letter grades for schools and districts. Grades are based on student achievement, student growth, student participation in testing, and other academic measures.

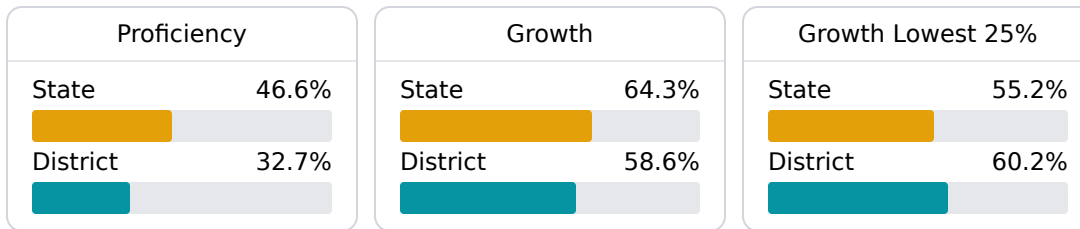
#### Math

Measurements of student performance on the statewide math assessment.



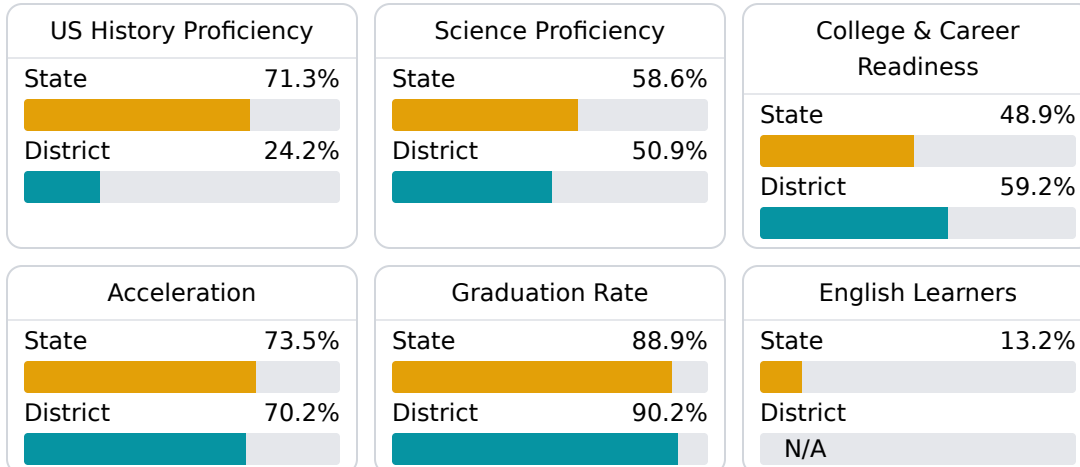
#### English

Measurements of student performance on the statewide English language arts (ELA) assessment.



#### Other Measures

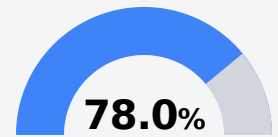
Other measurements of student performance that factor into the accountability grade.



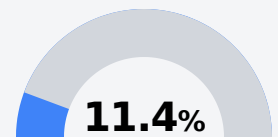
### Teacher Data

**84.1**

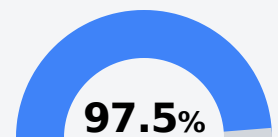
Teachers



Experienced Teachers



Provisional Teachers




In-Field Teachers

## Detailed Assessment and Other Data

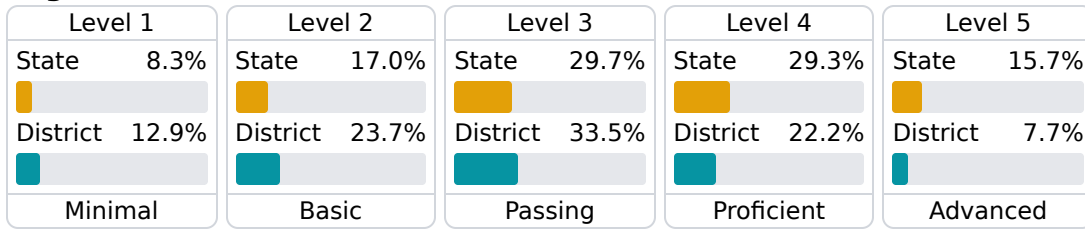
### Student Performance

The following information shows each level of student performance on statewide assessments.


#### Math



#### English



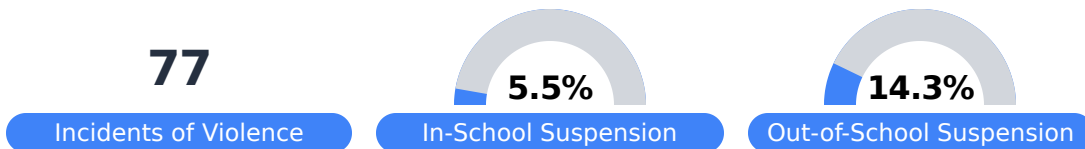
#### Science



## Student Assessment Participation



## Discipline



## Other Data



**34.8%**

Chronic Absenteeism



**50.0%**

Post-Secondary Enrollment



**47.9%**

Advanced Course Participation