

Port Gibson Middle School Claiborne County School District

Grade

C



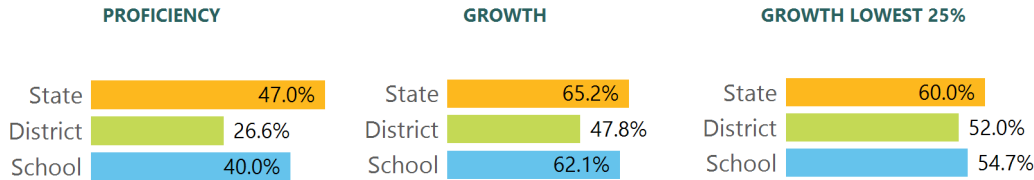
161 RAMSEY DRIVE
Port Gibson, MS 39150
Marvin Harvey
mharvey@claiborne.k12.ms.us

SCHOOL ACCOUNTABILITY GRADE COMPONENTS

Mississippi's accountability system assigns "A" through "F" letter grades for schools and districts. Grades are based on student achievement, student growth, student participation in testing, and other academic measures.

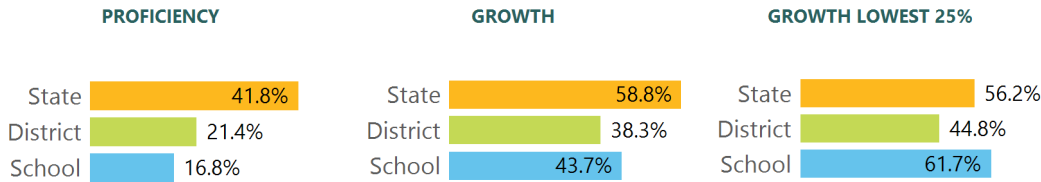
Math

Measurements of student performance on the statewide math assessment.



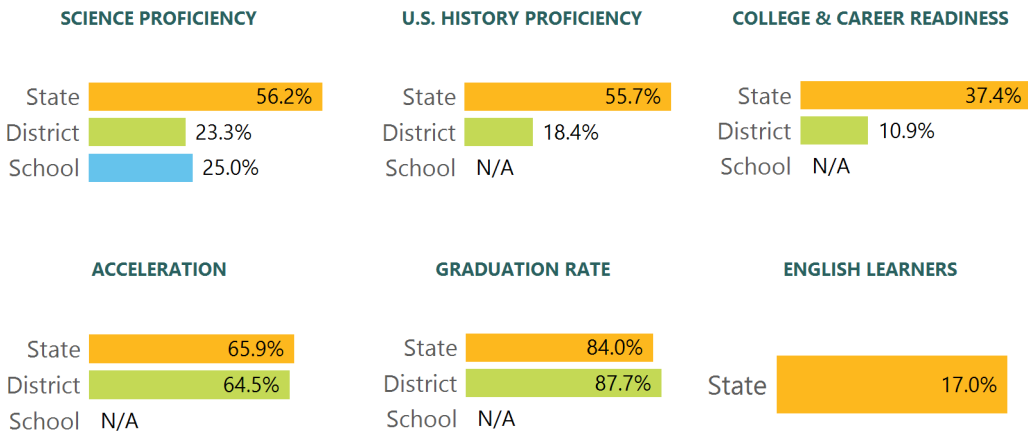
English

Measurements of student performance on the statewide English language arts (ELA) assessment.



Other Measures

Other measurements of student performance that factor into the accountability grade.



TEACHER DATA

15.8

Teachers



81.1%

Experienced Teachers

11.6%

Provisional Teachers

93.7%

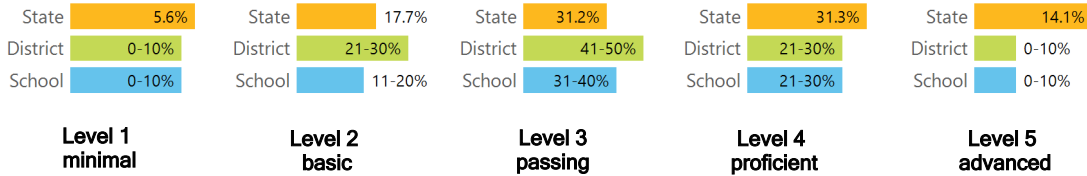
In-field Teachers

DETAILED ASSESSMENT AND OTHER DATA

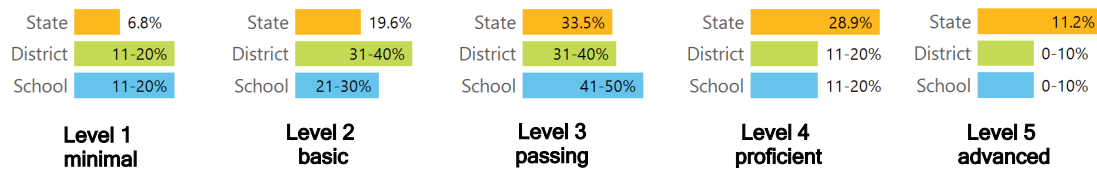
Student Performance

The following information shows each level of student performance on statewide assessments.

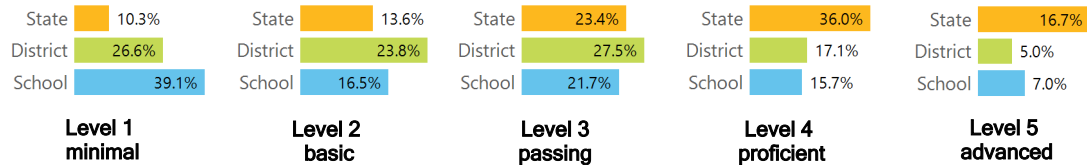
MATH



ENGLISH



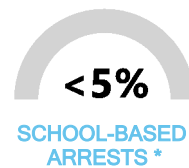
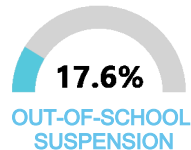
SCIENCE



Assessment Participation



Discipline



* Source: 2015-2016 Civil Rights Data Collection

OTHER DATA



<5%
Chronic Absenteeism



Per-pupil expenditure data will be available in early 2020.
Per-Pupil Expenditure



N/A
Post-Secondary Enrollment



N/A
Advanced Course Participation